

# KBT600XE

Product family	Hood
Hood Type	Chimney Cooker Hoods
Design	T flat
Extraction	Ducted out or re-circulation possible
Electronic control	Yes
Material	Stainless steel
Type of steel	Brushed
EAN code	8017709286613
Aesthetics	Universal
Colour	Stainless steel
Finishing	Brushed
Logo	Silk screen



## Controls

Control setting	Electronic buttons
-----------------	--------------------

## Program / Functions

No. of speeds	3
Intensive speed	
24h air filter function	
Time-setting options	

## Technical Features



No. of lights	2	Anti-grease filters	Aluminium
Light type	LED	Filter replacement indicator	Yes
Light power	1,3 W	Vent outlet	150 mm
Light colour	3000 °K	Minimum distance from GAS hob	650 mm
Free outlet maximum capacity	820 m <sup>3</sup> /h	Minimum distance from ELECTRIC hob	500 mm
Motor power	230 W	Non return valve	Yes
No. of filters	2		

	Extraction rate IEC 61591 [m <sup>3</sup> /h]	Noise level IEC 60704-2-13 [dBA]
Speed 1	260	49
Speed 2	358	57
Speed 3	473	64
Intensive speed	686	72

## Accessories Included

Tube reduction Yes

## Performance / Energy Label



**Annual Efficiency Consumption (AEChood)** 53 kWh/year  
**Energy efficiency class (EEC)** A  
**Fluid Dynamic Efficiency (FDE)** 29,8  
**Fluid Dynamic Efficiency class (FDEC)** A  
**Lighting Efficiency (LE)** 70,4 lux/W  
**Lighting Efficiency Class (LEC)** A  
**Grease Filtering Efficiency (GFE)** 79,7 %  
**Grease Filtering Efficiency Class (GFEC)** C  
**Air flow at minimum speed (Qmin)** 261 m<sup>3</sup>/h  
**Maximum extraction rate** 473 m<sup>3</sup>/h  
**Intensive extraction rate** 686 m<sup>3</sup>/h

**Airbourne acoustical A-weighted sound Power Emission at minimum speed (SPEmin)** 48 dBA  
**Airborne acoustical A-weighted sound Power Emission at maximum speed (SPEmax)** 64 dBA  
**Airbourne acoustical A-weighted sound power emission at boost speed (SPEboost)** 71 dBA  
**Time increase factor (F)** 0,9  
**Energy Efficiency Index per first cavity** 52,0  
**Measured air flow rate at best efficiency point (Qbep)** 395 m<sup>3</sup>/h  
**Measured air pressure at best efficiency point (Qbep)** 451 Pa  
**Measured electric power input at best efficiency point (Wbep)** 159 W  
**Normal Power of the light system (WI)** 3 W  
**Average illumination of the light on the cooking surface (Emiddle)** 156 lux  
**Sound power level at highest setting (Lwa)** 70 dBA

## Electrical Connection

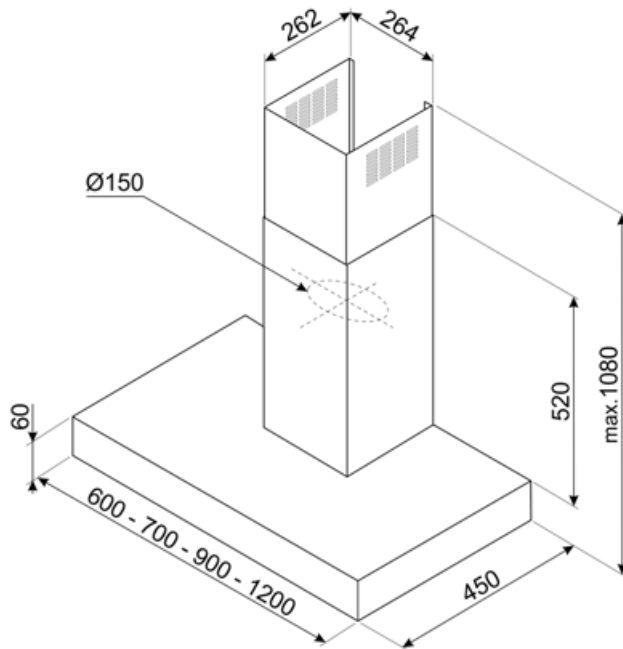
Nominal power 230 W Frequency (Hz) 50-60 Hz

Voltage

220-240 V

Power supply cable  
length

1500 mm



---

## Compatible Accessories

---



### KITCEKBT

Chimney extension, dimensions 261,5 \* 260 \* 830 mm suitable for T-shape hood KBT\* & KBCT\*, max height 1380 mm Stainless Steel



### KITFCKBT

1 pcs of activated carbon filter for hood models KBT\* / KBCT\*










### KITFCKBTR

1 pcs of Charcoal filter Regenerable\* suitable for all the KBT/KBCT models. \* It can be washed in the dishwasher up to 12 times and dry in the oven at max 90° for 60 min. dimension 237,5(H)x245x10 mm

---

## Symbols glossary

---

- |  |   |   |  |
|--|---|---|--|
|  | 24h: When selected this function refreshes the air for c. 10 minutes every hour over a 24 hour period, at minimum speed and an imperceptible noise level. |  | A: Product drying performance, measured from A+++ to D / G depending on the product family   |
|  | Filters: Model has filters to help remove grease from the steam emanating from the pans during cooking.   |  | Switch off automatically: A special setting, to run after the end of cooking for a pre-set time and then switch off automatically. |
|  | Warning light(s): to advise when filters need changing.   |  | Lights: All cooker hoods feature lights to illuminate the cooking area or add to the ambience of the kitchen.                      |
|  | Intensive/turbo setting: when extra fast extraction is required.  |   |  |