

KBT700XE

Product family	Hood
Hood Type	Chimney Cooker Hoods
Design	T flat
Extraction	Ducted out or re-circulation possible
Electronic control	Yes
Material	Stainless steel
Type of steel	Brushed
EAN code	8017709286620
Aesthetics	Universal
Colour	Stainless steel
Finishing	Brushed
Logo	Silk screen



Controls

Control setting	Electronic buttons
-----------------	--------------------

Program / Functions

No. of speeds	3
Intensive speed	
24h air filter function	
Time-setting options	

Technical Features



No. of lights	2	Anti-grease filters	Aluminium
Light type	LED	Filter replacement indicator	Yes
Light power	1.3 W	Vent outlet	150 mm
Light colour	3000 °K	Minimum distance from GAS hob	650 mm
Free outlet maximum capacity	610 m ³ /h	Minimum distance from ELECTRIC hob	500 mm
Motor power	230 W	Non return valve	Yes
No. of filters	2		

	Extraction rate IEC 61591 [m³/h]	Noise level IEC 60704-2-13 [dBA]
Speed 1	256	48
Speed 2	347	55
Speed 3	463	63
Intensive speed	688	72

Accessories Included

Tube reduction Yes

Performance / Energy Label



Annual Efficiency Consumption (AEChood)	54 kWh/year	Airbourne acoustical A-weighted sound Power Emission at minimum speed (SPEmin)	47 dBA
Energy efficiency class (EEC)	A	Airborne acoustical A-weighted sound Power Emission at maximum speed (SPEmax)	63 dBA
Fluid Dynamic Efficiency (FDE)	29.2	Airbourne acoustical A-weighted sound power emission at boost speed (SPEboost)	71 dBA
Fluid Dynamic Efficiency class (FDEC)	A	Time increase factor (F)	0.9
Lighting Efficiency (LE)	65.0 lux/W	Energy Efficiency Index per first cavity	51.9
Lighting Efficiency Class (LEC)	A	Measured air flow rate at best efficiency point (Qbep)	386 m³/h
Grease Filtering Efficiency (GFE)	79.8 %	Measured air pressure at best efficiency point (Qbep)	428 Pa
Grease Filtering Efficiency Class (GFEC)	C	Measured electric power input at best efficiency point (Wbep)	157 W
Air flow at mininum speed (Qmin)	256 m³/h	Normal Power of the light system (WI)	3 W
Maximum extraction rate	463 m³/h	Average illumination of the light on the cooking surface (Emiddle)	157 lux
Intensive extraction rate	688 m³/h	Sound power level at highest setting (Lwa)	63 dBA

Electrical Connection

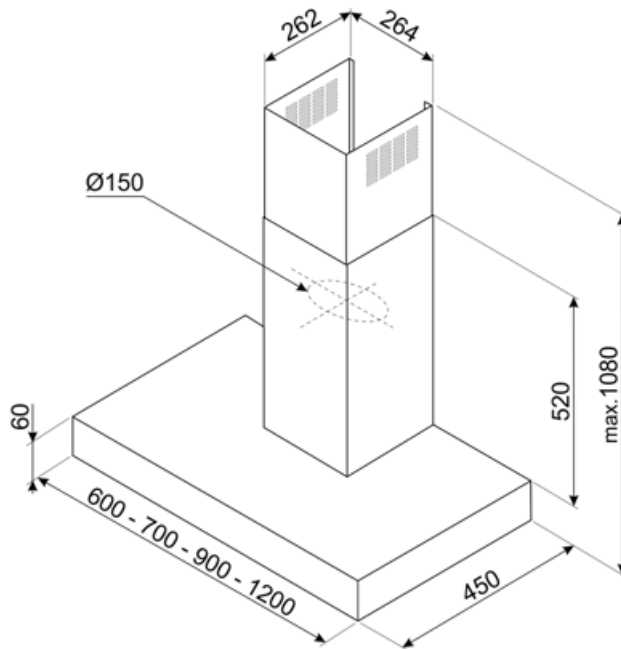
Nominal power 230 W Frequency (Hz) 50-60 Hz

Voltage

220-240 V

Power supply cable
length

1500 mm



Compatible Accessories



KITCEKBT

Chimney extension, dimensions 261,5 * 260 * 830 mm suitable for T-shape hood KBT* & KBCT*, max height 1380 mm Stainless Steel



KITFCKBT








1 pcs of activated carbon filter for hood models KBT* / KBCT*



KITFCKBTR

1 pcs of Charcoal filter Regenerable* suitable for all the KBT/KBCT models. * It can be washed in the dishwasher up to 12 times and dry in the oven at max 90° for 60 min. dimension 237,5(H)x245x10 mm

Symbols glossary

- | | | | |
|--|---|---|--|
|  | 24h: When selected this function refreshes the air for c. 10 minutes every hour over a 24 hour period, at minimum speed and an imperceptible noise level. |  | A: Product drying performance, measured from A+++ to D / G depending on the product family |
|  | Filters: Model has filters to help remove grease from the steam emanating from the pans during cooking. |  | Switch off automatically: A special setting, to run after the end of cooking for a pre-set time and then switch off automatically. |
|  | Warning light(s): to advise when filters need changing. |  | Lights: All cooker hoods feature lights to illuminate the cooking area or add to the ambience of the kitchen. |
|  | Intensive/turbo setting: when extra fast extraction is required. | | |