

# KBT9L4VN

<b>Product family</b>	Hood
<b>Hood Type</b>	Chimney Cooker Hoods
<b>Design</b>	T flat
<b>Extraction</b>	Ducted out or re-circulation possible
<b>Electronic control</b>	Yes
<b>Material</b>	Stainless steel
<b>Type of steel</b>	Brushed
<b>EAN code</b>	8017709305734
<b>Aesthetics</b>	Universal
<b>Colour</b>	Stainless Steel and Glass
<b>Finishing</b>	Brushed
<b>Glass Type</b>	Black
<b>Serigraphy colour</b>	Black
<b>Logo</b>	Silk screen







## Controls



<b>Control setting</b>	Touch control back-lighted	<b>Display</b>	Yes
<b>Led colour</b>	White		

## Program / Functions

<b>No. of speeds</b>	3
<b>Intensive speed</b>	
<b>24h air filter function</b>	
<b>Time-setting options</b>	
<b>Auto-Vent 2.0</b>	

## Technical Features



<b>No. of lights</b>	1	<b>No. of filters</b>	3
<b>Light type</b>	LED	<b>Anti-grease filters</b>	Aluminium
<b>Light power</b>	7,3 W	<b>Filter replacement indicator</b>	Yes
<b>Dimmer mode</b>	Yes	<b>Vent outlet</b>	150 mm
<b>Light colour temperature range</b>	3000° - 5700° °K	<b>Minimum distance from GAS hob</b>	650 mm
<b>Free outlet maximum capacity</b>	730 m³/h		

Motor power	230 W	Minimum distance from ELECTRIC hob	500 mm
		Non return valve	Yes

	Extraction rate IEC 61591 [m³/h]	Noise level IEC 60704-2-13 [dBA]
Speed 1	252	48
Speed 2	341	55
Speed 3	453	62
Intensive speed	705	72

## Accessories Included

Tube reduction	Yes
----------------	-----

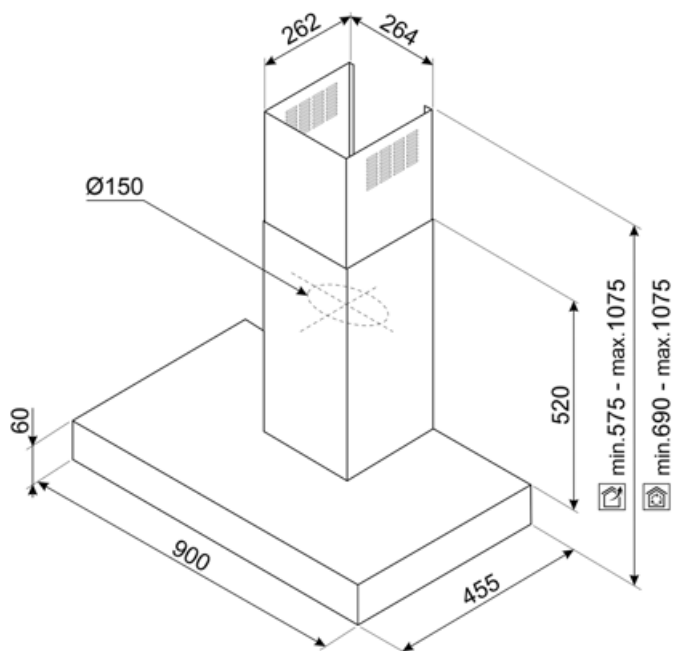
## Performance / Energy Label



Annual Efficiency Consumption (AEChood)	58 KWh/year	Airbourne acoustical A-weighted sound Power Emission at minimum speed (SPEmin)	46 dBA
Energy efficiency class (EEC)	A	Airborne acoustical A-weighted sound Power Emission at maximum speed (SPEmax)	62 dBA
Fluid Dynamic Efficiency (FDE)	30,5	Airbourne acoustical A-weighted sound power emission at boost speed (SPEboost)	71 dBA
Fluid Dynamic Efficiency class (FDEC)	A	Time increase factor (F)	0,9
Lighting Efficiency (LE)	28,2 lux/W	Energy Efficiency Index per first cavity	54,0
Lighting Efficiency Class (LEC)	A	Measured air flow rate at best efficiency point (Qbep)	385 m³/h
Grease Filtering Efficiency (GFE)	73,7 %	Measured air pressure at best efficiency point (Qbep)	461 Pa
Grease Filtering Efficiency Class (GFEC)	D	Measured electric power input at best efficiency point (Wbep)	161 W
Air flow at mininum speed (Qmin)	252 m³/h	Normal Power of the light system (WI)	7 W
Maximum extraction rate	453 m³/h	Average illumination of the light on the cooking surface (Emiddle)	209 lux
Intensive extraction rate	705 m³/h	Sound power level at highest setting (Lwa)	62 dBA

## Electrical Connection

Nominal power	238 W	Frequency (Hz)	50-60 Hz
Voltage	220-240 V	Power supply cable length	1500 mm



---

## Compatible Accessories

---



### KITCEKBT

Chimney extension, dimensions 261,5 \* 260 \* 830 mm suitable for T-shape hood KBT\* & KBCT\*, max height 1380 mm Stainless Steel



### KITFCKBT












1 pcs of activated carbon filter for hood models KBT\* / KBCT\*



### KITFCKBTR

1 pcs of Charcoal filter Regenerable\* suitable for all the KBT/KBCT models. \* It can be washed in the dishwasher up to 12 times and dry in the oven at max 90° for 60 min. dimension 237,5(H)x245x10 mm

## Symbols glossary

	24h: When selected this function refreshes the air for c. 10 minutes every hour over a 24 hour period, at minimum speed and an imperceptible noise level.		Filters: Model has filters to help remove grease from the steam emanating from the pans during cooking.
	Connection between hob and hood		Switch off automatically: A special setting, to run after the end of cooking for a pre-set time and then switch off automatically.
	A: Product drying performance, measured from A+++ to D / G depending on the product family		...
	LED display: to show programmes, functions and options selected and the time to the end of the cycle.		Warning light(s): to advise when filters need changing.
	Lights: All cooker hoods feature lights to illuminate the cooking area or add to the ambience of the kitchen.		...
	Intensive/turbo setting: when extra fast extraction is required.		

---

## Benefit

---

### **Touch display back lighted white**

Intuitive and immediate usability thanks to the elegant white LED backlit touch display

### **Autovent 2.0**

Centralised and practical control via Bluetooth connection between hob and hood, letting you manage extraction automatically while you cook.

The Auto-Vent 2.0 system enables automatic hood management through connection with the hob: both appliances switch on simultaneously, and the extraction power adjusts in real time to the cooking intensity.