

KDD60VXE-3



Product family	Hood
Hood Type	DownDraft
Design	Fully integrated
Extraction	Extraction
Electronic control	Yes
Perimeter extraction	Yes
Material	Stainless steel
Type of steel	Brushed
EAN code	8017709346133
Hood width	60 cm
Aesthetic	Universale
Colour	Black
Finishing	Satin
Glass Type	Black
Serigraphy colour	White
Logo	Silk screen



Controls



Control setting
Led color

Touch control
Red

Display

Digital

Program / Functions

No. of speeds

4


Intensive speed



24h air filter function



Other functions

 Delay_function

Time-setting options



Technical Features



Remote motor KITRBDD - Kit Optional
No. of lights 1
Light type LED
Light Power 6 W

Free outlet maximum
capacity 680 m³/h
Motor power 250 W
No. of filters 2

Dimmer mode	Yes	Anti-grease filters	Aluminium
Light color temperature scale (K)	2700 K	Filter replacement indicator	Yes
		Vent outlet	150 mm

	Extraction rate IEC 61591 [m³/h]	Noise level IEC 60704-2-13 [dBA]
Speed 1	200	46
Speed 2	280	52
Speed 3	350	59
Speed 4	430	62
Intensive speed	650	70

Accessories included

Remote control	Optional	Tube reduction	Yes
Motorised opening	Yes		

Performance / Energy Label



Annual Efficiency Consumption (AEC_{hood})	64 kWh/a	Airborne acoustical A-weighted sound Power Emission at minimum speed (SPE_{min})	46 dBA
Energy efficiency class (EEC)	B	Airborne acoustical A-weighted sound Power Emission at maximum speed (SPE_{max})	59 dBA
Fluid Dynamic Efficiency (FDE)	28,50	Airborne acoustical A-weighted sound power emission at boost speed (SPE_{boost})	70 dBA
Fluid Dynamic Efficiency class (FDEC)	A	Time increase factor (F)	1,0
Lighting Efficiency (LE)	33 lux/W	Energy Efficiency Index	59
Lighting Efficiency Class (LEC)	A	Measured air flow rate at best efficiency point (Q_{bep})	377 m³/h
Grease Filtering Efficiency (GFE)	55,1 %	Measured air pressure at best efficiency point (P_{bep})	446 Pa
Grease Filtering Efficiency Class (GFEC)	E	Measured electric power input at best efficiency point (W_{bep})	164 W
Air flow at minimum speed (Q_{min})	200 m³/h	Nominal Power consumption of the light system (WL)	6 W
Air flow at maximum speed (Q_{max})	350 m³/h	Average illumination of the light on the cooking surface (E_{middle})	200 lux
Air flow at boost speed (Q_{boost})	650 m³/h		

Sound power level at
highest setting (Lwa)

52 dBA

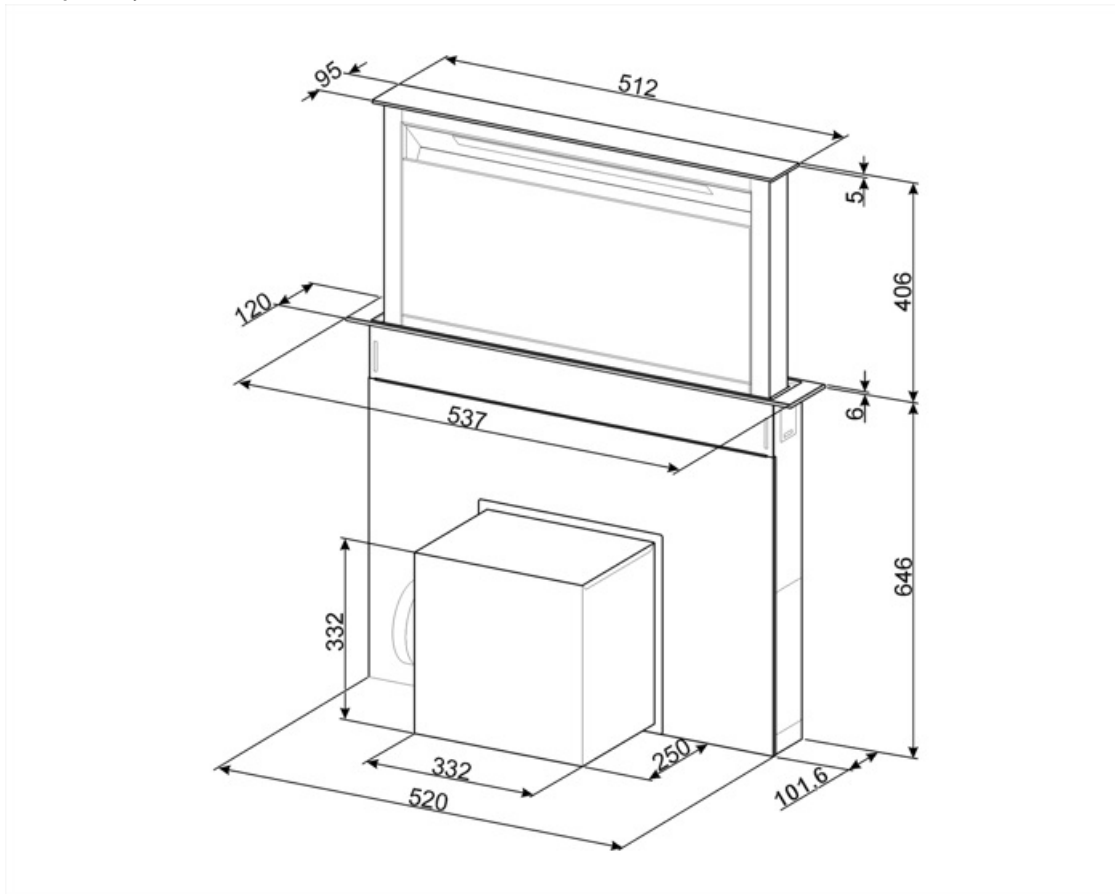
Electrical Connection

Electrical connection rating 256 W
Voltage 220-240 V
Frequency (Hz) 50-60 Hz

Power supply cable
length 1500 mm
Plug (F;E) Schuko

1500 mm

(F;E) Schuko



Compatible Accessories



KITFCDD60

Charcoal filter for hood Down Draft Kit 2 pieces Dishwasher safe



KITVENT150

Motor inlet 150 mm with check valve














KITRBDD

kit remote blower for DD hood. Cable length: 7 meters.

RCKF2

Remote control

Symbols glossary

	24h: When selected this function refreshes the air for c. 10 minutes every hour over a 24 hour period, at minimum speed and an imperceptible noise level.		Filters: Model has filters to help remove grease from the steam emanating from the pans during cooking.
	Switch off automatically: A special setting, to run after the end of cooking for a pre-set time and then switch off automatically.		Delay timer: can be set to run the programme at a convenient time or to take advantage of off-peak energy periods.
	Electronic display: to give a visual reminder of the options selected.		Warning light(s): to advise when filters need changing.
	Lights: All cooker hoods feature lights to illuminate the cooking area or add to the ambience of the kitchen.		Perimeter extraction panels: very efficient and aid noise reduction.
	Touch controls: Easy to use touch controls allow the appliance to be programmed at the touch of a button.		Intensive/turbo setting: when extra fast extraction is required.
	Dimmering Lights	