

MANUALE D'USO

BILANCIA DA CUCINA

INSTRUCTION MANUAL

KITCHEN SCALE

MANUEL D'UTILISATION

BALANCE DE CUISINE

BEDIENUNGSHANDBUCH

KÜCHENWAAGE

GEBRUIKSAANWIJZING

KEUKENWEEGSCHAAL

MANUAL DE USO

BÁSCULA DE COCINA

MANUAL DE UTILIZAÇÃO

BALANÇA DE COZINHA

BRUKSANVISNING

KÖKSVÅG

РУКОВОДСТВО ПО ЭКСПЛУАТАЦИИ

КУХОННЫЕ ВЕСЫ

BRUGERVEJLEDNING

KØKKENVÆGT

INSTRUKCJA OBSŁUGI

WAGA KUCHENNA

KÄYTTÖOPAS

KEITTIÖVAAKA

BRUKSANVISNING

KJØKKENVEKT

用户手册

厨房秤

دليل التعليمات

خبطم نازيم

smeg

IT

EN

FR

DE

NL

ES

PT

SV

RU

DA

PL

FI

NO

ZH-CHS

AR

Informazioni importanti per l'utente, Important information for the user, Informations importantes pour l'utilisateur, Wichtige Informationen für den Benutzer, Belangrijke informatie voor de gebruiker, Información importante para el usuario, Informações importantes para o utilizador, Viktig information för användaren, Важная информация для пользователя, Vigtig information til brugeren, Ważne informacje dla użytkownika, Tärkeitä tietoja käyttäjälle, Viktig informasjon for brukere, 用户重要信息, معلومات هامة للمستخدم



Avvertenze / Recommendations / Avertissements / Hinweise / Waarschuwingen / Advertencias / Advertências / Varningar / Меры предосторожности / Advarsler / Ostrzeżenia / Varoituset / Advarsler / 指示 / تحذيرات



Descrizione / Description / Description / Beschreibung / Beschrijving / Descripción / Descrição / Beskrivning / Описание / Beskrivelse / Opis / Kuvaus / Beksrivelse / 说明 / الوصف



Uso / Use / Utilisation / Gebrauch / Gebruik / Uso / Utilização / Användning / Использование / Anvendelse / Użytkowanie / Käyttö / Bruk / 使用 / الإستعمال



Pulizia e manutenzione / Cleaning and care / Nettoyage et entretien / Reinigung und Wartung / Reiniging en onderhoud / Limpieza y mantenimiento / Limpeza e manutenção / Rengöring och underhåll / Чистка и техническое обслуживание / Rengøring og vedligeholdelse / Czystczenie i konserwacja / Puhdistus ja hoito / Rengjøring og vedlikehold / 清洁和维护 / الصيانة و التنظيف



Avvertenza di sicurezza / Safety instructions / Consignes de sécurité / Sicherheitshinweise / Veiligheidswaarschuwingen / Advertencia de seguridad / Advertências de segurança / Säkerhetsvarning / Предупреждение о безопасности / Sikkerhedsanvisninger / Ostrzeżenie dotyczące bezpieczeństwa / Turvallisuuteen liittyvät varoitukset / Sikkerhedsadvarsler / 安全说明 / تحذير للسلامة



Informazione / Information / Information / Information / Information / Informatie / Información / Informação / Information / Информация / Information / Informacja / Tietoa / Informasjon / 信息 / معلومات



Suggerimento / Advice / Conseil / Empfehlungen / Aanbeveling / Sugerencia / Sugestões / Råd / Рекомендация / Forslag / Porada / Neuvo / Forslag / 建议 / اقتراحات



Scansiona il QR code per un accesso rapido al portale My Smeg Assistant

Scan the QR code for quick access to the My Smeg Assistant portal

Scannez le code QR pour un accès rapide au portail My SMEG Assistant

Für den schnellen Zugriff auf das Portal My Smeg Assistant scannen Sie einfach den QR-Code

Scan de QR-code voor de Handleiding voor Snelle Installatie en Onderhoud

Escanee el código QR para acceder rápidamente al portal My Smeg Assistant

Leia o Código QR para ter acesso rápido ao portal My Smeg Assistant

Skanna QR-koden för att snabbt öppna portalen My Smeg Assistant

Отсканируйте QR-код для быстрого доступа к portalу My Smeg Assistant

Scan QR-koden for hurtigt at få adgang til portalen My Smeg Assistant

Zeskanuj kod QR, aby uzyskać szybki dostęp do portalu My Smeg Assistant

Skanna QR-koodi, jonka avulla pääset nopeasti My Smeg Assistant -portaaliin

Skann QR-koden for hurtig tilgang til portalen My Smeg Assistant

扫描下方二维码，以快速进入“我的 Smeg 助手”门户

امسح رمز الاستجابة السريعة من أجل الوصول سريعاً إلى بوابة My Smeg Assistant

Gentile Cliente, La ringraziamo vivamente per il Suo acquisto. I nostri prodotti sono unici perché uniscono una spiccata ricerca estetica alla progettazione tecnica innovativa. Essi sono coordinati con altri prodotti in gamma e possono costituire elementi d'arredo e di design. Augurandole di apprezzare appieno le funzionalità del Suo elettrodomestico, Le porgiamo i nostri più cordiali saluti.

Dear Customer, Thank you for purchasing one of our appliances. Our products are unique because they combine iconic style with innovative technical solutions. They match perfectly with other products in our range and work equally well as a stand-alone design objects in your kitchen. We hope you enjoy using your new appliance! Best regards.

Cher client, merci beaucoup pour votre achat. Nos produits sont uniques car ils combinent une forte recherche esthétique avec une conception technique innovante. Ils sont coordonnés avec d'autres produits de la gamme et peuvent constituer des éléments d'ameublement et de design. En espérant que vous pourrez apprécier pleinement votre nouvel appareil électroménager, nous vous adressons nos meilleures salutations.

Sehr geehrter Kunde, wir danken Ihnen herzlichst für den Kauf. Unsere Produkte sind einzigartig, da sich in ihnen eine gewissenhafte Designforschung und eine innovative technische Planung vereinen. Sie sind mit anderen Produkten des Sortiments kombinierbar und stellen ausgefallene Einrichtungs- und Designgegenstände dar. Wir hoffen, dass Sie Ihr neues Haushaltsgerät voll und ganz schätzen werden und verbleiben mit freundlichen Grüßen.

Beste klant, hartelijk dank voor uw aankoop. Onze producten zijn uniek omdat ze esthetiek combineren met innovatief technisch ontwerp. De producten zijn uitstekend te combineren andere producten van het assortiment en kunnen worden gebruikt als meubel- en designelementen. We hopen dat u volop van uw nieuwe huishoudelijke apparaat zult genieten. Met vriendelijke groet

Estimado cliente, le damos las gracias por su compra. Nuestros productos son únicos porque combinan una notable búsqueda estética con un diseño técnico innovador. Se combinan con otros productos de la gama y se pueden utilizar como elementos de decoración y diseño. Le deseamos que pueda apreciar plenamente su nuevo electrodoméstico. Le enviamos nuestros saludos más cordiales.

Prezado cliente, Muito obrigado pela sua compra. Os nossos produtos são únicos porque combinam uma forte busca estética com um desenho técnico inovador. São coordenados com outros produtos da linha e podem constituir elementos de decoração e design. Esperando que possa desfrutar totalmente das funcionalidades do seu eletrodoméstico, enviamos-lhe os nossos melhores cumprimentos.

Bäste kund, vi vill tacka dig för ditt köp. Våra produkter är unika eftersom de kombinerar ett estetiskt nytänkande med innovativ teknik. Våra produkter passar med de andra i samma serie och kan användas som föremål inom heminredningen för att ge en särskild känsla av stil i ditt hem. Vi hoppas att du till fullo kommer att uppskatta funktionerna hos din hushållsmaskin. Med bästa hälsningar.

Уважаемый покупатель! Благодарим Вас за покупку. Наши изделия уникальны, поскольку они сочетают в себе великолепный дизайн и передовые технические решения. Кроме того, они комбинируются с другими изделиями из этой линейки и могут стать стильными элементами интерьера и дизайна. Надеемся, что Вы в полной мере оцените функциональные возможности Вашего бытового прибора. С наилучшими пожеланиями.

Kære Kunde, mange tak for dit køb. Vores produkter er unikke, da de forener æstetisk research og innovativt teknisk design. De passer perfekt sammen med de andre produkter i serien, og kan stå som et enkeltstående møbel af design. Vi håber, at du vil værdsætte din hårde hvidevares funktionalitet, og sender de bedste hilsner.

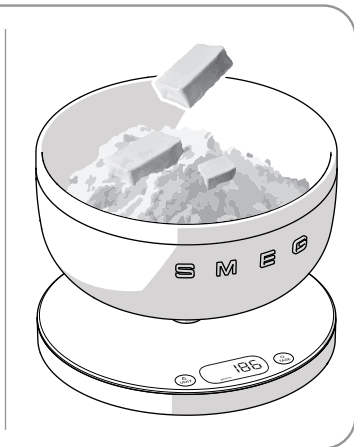

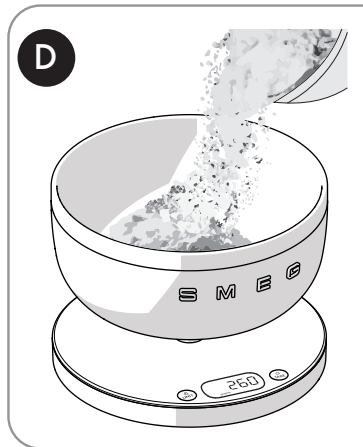

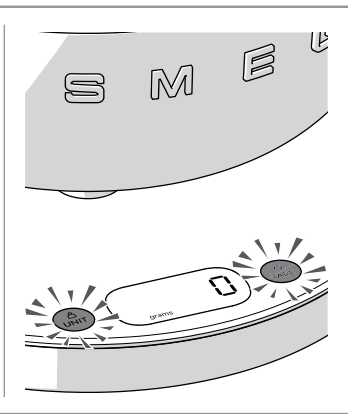
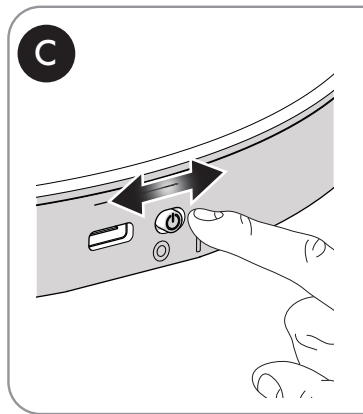
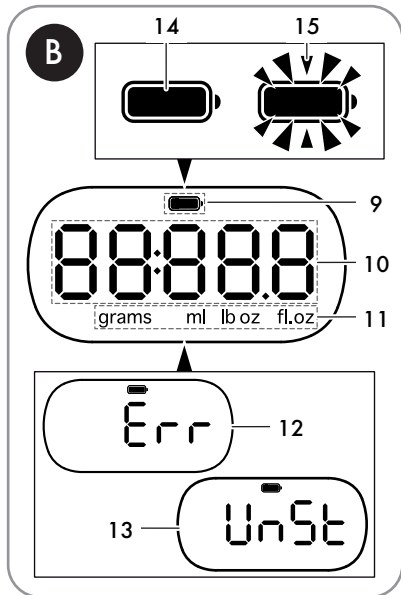
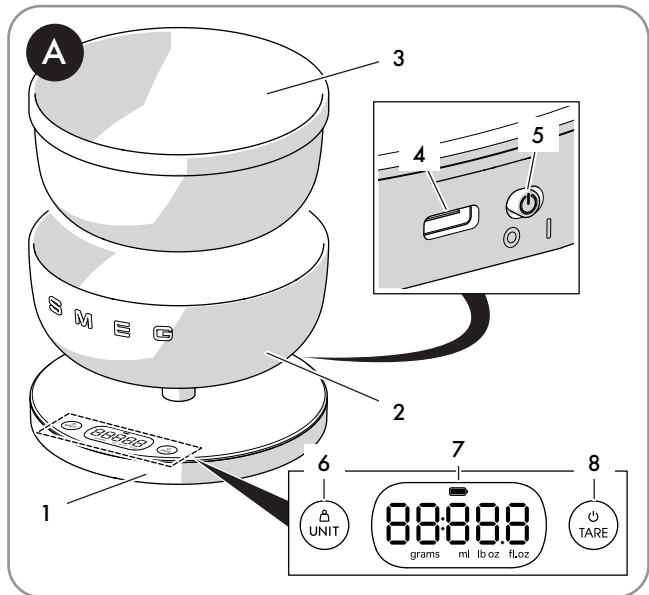
Szanowny Kliencie, Dziękujemy za Twój zakup. Nasze produkty są wyjątkowe, ponieważ łączą intensywne badania estetyczne z innowacyjnym projektem technicznym. Są one skoordynowane z innymi produktami z asortymentu i mogą stanowić elementy wyposażenia i wystroju. Mamy nadzieję, że będą Państwu mogli w pełni korzystać z funkcjonalności tego urządzenia. Serdecznie pozdrawiamy.

Arvoisa Asiakas, kiitämme sinua hankintasi johdosta. Tuotteemme ovat ainutlaatuisia, koska niissä yhdistyvät esteettisyys ja innovatiivinen tekninen suunnittelu. Ne sopivat yhteen muiden valikoimaan kuuluvien tuotteiden kanssa toimien samalla sisustus- ja design-tuotteina. Toivomme, että voit nauttia täysin siemauksin kodinkoneesi toiminnoista. Sydämellisin terveisin.

Kjære kunde. Vi takker for at dere valgte å kjøpe et av våre produkter. Våre produkter er unike fordi de forener søken etter estetikk med en nyskapende teknisk design. De koordineres med andre produkter i vårt sortiment og kan ha funksjon som både møbel- og designvare. Vi håper du får fullt utbytte av ditt husholdningsapparat, og sender deg våre beste hilsener.

亲爱的客户，非常感谢您选购了Smeg其中一款产品。我们的商品融合了经典风格，创新技术，专注于细节的独特设计。此设备与其他Smeg的产品也能完美搭配使用，也可当做您厨房中的一款独立亮眼的家电用品。希望您能享受产品带来的新体验。

تحتفظ جهة التصنيع بحقوقها في إجراء أية تغييرات تراها ضرورية لتحسين منتجاتها دون إخطار مسبق. لذا، تعتبر الرسوم التوضيحية والأوصاف الواردة في هذا الدليل غير ملزمة ولكنها إرشادية فقط.





1 Instructions

This user manual is an integral part of the appliance and must therefore be kept in its entirety and within the user's reach for the whole working life of the appliance.

1.1 Intended use

- Use the appliance only indoors.
- This appliance is intended for household use and similar applications such as:
 - staff kitchen areas in shops, offices and other working environments
 - bed and breakfast facilities / farm accommodation
 - by guests in hotels, motels and other residential accommodations
- Any other use, for example in restaurants, coffee bars and coffee shops is considered improper.
- It must only be used for weighing solid and/or liquid food and cooking ingredients. Do not use the appliance for anything other than its intended use.
- This appliance may be used by people of reduced physical, sensory or mental abilities (including children over the age of 8), only if they are supervised by adults or have been trained on how to use the appliance safely and have understood the dangers associated with its use.
- Children must never play with the appliance.
- Keep the appliance out of the reach of children younger than 8.

- Cleaning and maintenance may be carried out by children who are at least 8 years old only if they are supervised by an adult.

1.2 General safety instructions

- Do not immerse the appliance, power cable or base in water or any other liquid.
- Do not use the appliance if it has been dropped or damaged.
- Do not recharge the appliance if the power cable is damaged.
- Never wash the appliance in the dishwasher.
- Do not position the appliance above hot surfaces, hob burners, or inside a hot oven. Keep the appliance away from heat sources or steam.
- In the event of a fault, or if the power cable is damaged, the appliance must be repaired only by a qualified technician or an authorised technical support centre.
- Read this user manual carefully before using the appliance.
- Any modifications to the appliance will make the warranty invalid.
- The appliance must only be supplied at safety extra low voltage corresponding to the marking on the appliance.
- This appliance contains batteries that are only replaceable by an authorised Service Centre.



Instructions

1.2.1 Battery safety

The supply terminals are not to be short-circuited.

In the event of a battery and cell leaking, do not allow the liquid to come in contact with the skin or eyes. If contact has been made, wash the affected area with copious amounts of water and seek medical advice. Secondary cells and batteries need to be charged before use. After extended periods of storage, it may be necessary to charge and discharge the cells or batteries several times to obtain maximum performance.

- Keep batteries out of the reach of children.
- Do not crush, puncture, dismantle or otherwise damage batteries.
- Do not store above 60 °C.
- Do not dispose of exhausted batteries in household waste.
- Do not expose the batteries to heat or fire as they may explode.
- Once the batteries have been exhausted, dispose of the product at a local recycling station. Contact the local government offices for further details.

This product is fitted with a 3.7V 1200 mAh lithium ion rechargeable battery (non-removable).

1.3 Caution

- Do not touch or handle the appliance with wet hands.
- Store the appliance in a dry place. Avoid exposing the appliance to harmful weather conditions such as rain, humidity, freezing temperatures etc.
- Place the appliance on a flat, stable surface to ensure correct weighing.
- Place the food to be weighed on the removable container provided. Place the container gently upon the scale to avoid damaging it. Failure to follow the above instructions may void the warranty.
- Do not subject the product to strong impacts, which could damage it.
- Empty the container after weighing the ingredients. Do not use the appliance as a surface to place things on.
- Do not leave the product in an extremely high temperature surrounding environment that can result in an explosion or the leakage of flammable liquid or gas from the battery.
- Do not subject the battery to extremely low air pressure that may result in an explosion or the leakage of flammable liquid or gas.

Information on power consumption in off/stand-by mode

Technical data on the appliance's power consumption in off/stand-by mode can be found at www.smeg.com under the page corresponding to the product in question.



1.4 Manufacturer liability

The manufacturer declines any liability for damage to persons or property caused by:

- Use of the appliance other than the one envisaged
- Not having read the user manual
- Tampering with any part of the appliance
- Use of non-original spare parts
- Failure to comply with the safety instructions



These instructions must be kept in a safe place. If the appliance is assigned to another user, it must always be accompanied by these instructions.

These instructions can also be downloaded from the Smeg website at "www.smeg.com".

1.5 Disposal



This appliance must be disposed of separately from other waste (Directive 2012/19/EU).

- The appliance does not contain substances in quantities sufficient to be considered hazardous to health and the environment, in accordance with current European directives.
- Old electrical appliances must not be disposed of together with household waste! To comply with current legislation, old appliances, on reaching the end of their useful lives, should be taken to a disposal facility where they can be sorted. The relevant local authorities or their waste disposal operators can provide further information.
- Take these packing materials to the appropriate recycling centre.

To help protect the environment, please dispose of this product carefully at the end of its useful life and do not dispose of it together with household waste. Contact your local authority for information on disposal / recycling centres and opening hours.

Faulty or used batteries/rechargeable batteries must be recycled in accordance with Directive 2023/1542/EC and its amendments. Please return the batteries/rechargeable batteries and/or the product to the available collection points.



Instructions

Environmental damage through incorrect disposal of the batteries/rechargeable batteries!

Batteries/rechargeable batteries may not be disposed of with the usual domestic waste.

They may contain toxic heavy metals and are subject to hazardous waste treatment rules and regulations. The chemical symbols for heavy metals are as follows:

Cd = cadmium,

Hg = mercury,

Pb = lead.

That is why you should dispose of used batteries/rechargeable batteries as a local collection point.



Fire hazard:

- Do not position the appliance above hot surfaces, hob burners, or inside a hot oven.



Danger of suffocation:

- Do not leave the packaging or any part of it unattended.
- Do not let children play with the packaging bags.



Risk of injury:

- Improper use of the appliance can cause injury.



Danger of electrocution:

- Use only approved USB chargers.
- Do not use an adapter.
- Avoid spilling liquids onto the power plug and base.
- Failure to follow these instructions could cause damage, injury or electrical shock.
- Disconnect the power cable from the electrical system.



2 Description of the product

2.1 Description of the scale (Fig. A)

- 1) Base
- 2) Plastic outer bowl
- 3) Stainless steel inner bowl (removable)
- 4) USB charging port
- 5) ON/OFF selector
- 6) Unit of measure selector
- 7) LED display
- 8) ON/Tare selector

2.2 Description of the display (Fig. B)

- 9) Battery charge status indicator.
- 10) Displays the weight.
- 11) Displays the unit of measurement set.
- 12) Overload indicator. "Err" appears on the display when the maximum weighing capacity of the scale has been exceeded.
- 13) Unstable indicator. "UnSt" appears on the display when the scale is turned on and the load cell detects an unstable weight.
- 14) Low battery indicator. The icon is steady on the display when the battery charge is less than 30%.
- 15) Flat battery indicator. The icon flashes on the display when the battery charge is less than 10%. Charge the battery.

Charging the battery

The battery can be charged by connecting the USB cable to a USB charger or a USB wall adapter.

- Insert the charging cable into the USB-C port on the rear.
- Insert the other end into an approved USB charger.

The battery icon flashes on the display during charging and turns to a steady icon when charging is complete. The scale also recharges when the button (5) is set to OFF.

The scale can be used even when charging the battery.

If the scale switches to stand-by mode, press the ON (8) button: a 0 will appear on the display and the battery icon will start flashing.

Once the battery is full charged ensure to disconnect it from the power supply to avoid over-charging and also in order to prolong the battery life.



We recommend using a standard USB charger - 5V/2A. The time for a full battery charge is four hours.



Description

Display view

Display view

Grams



Capacity: 2 - 5000 g

Resolution: 1 g

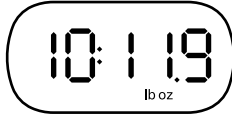
Millilitres



Capacity: 2 - 5000 ml

Resolution: 1 ml

lb oz



Capacity: 0.1 - 11 lb

Resolution: 0.1 oz

Fl. oz



Capacity: 0.1 - 176 fl. oz

Resolution: 0.1 fl. oz



The factory setting for the unit of measurement is grams.



3 Use

3.1 Before first use

- The scale should not be subjected to strong impacts: handle with care.
- In order to work correctly, the scale should be placed on a flat, stable surface.
- Clean the scale with a damp cloth, avoiding the use of solvents and abrasives. Do not immerse in water.

i Parts that may come into contact with food are made of materials that comply with the provisions of the laws in force.

3.2 Operation (Fig. C-D)

- Place the scale on a stable horizontal surface.
- Switch the scale on using the ON/OFF switch on the rear.
- The display and the LEDs of the two buttons light up. Wait until 0 appears on the display: the scale is now ready for use.
- Press the "UNIT" button to select the required unit of measure.

i The selected unit of measure is saved in stand-by mode.

General weighing

- Place the ingredient to be weighed into the bowl.
- Wait until the value on the display stabilizes.
- The weight displayed increases or decreases according to the amount of the ingredients added or removed.
- To switch off the scale, press and hold the "TARE" button for a few seconds.

Tare function

- Press and release the "TARE" button at any time to reset the display.
- Add the ingredients to be weighed.
- Press the "TARE" button again to zero the scale each time you wish to add an ingredient.
- When you remove the ingredients, including the bowl, a negative value will appear on the display. Press "TARE" to reset the scale again.

i During the weighing process, the scale switches automatically to stand-by mode after 3 minutes of inactivity. If 0 is displayed, the scale will turn off automatically after 1 minute of inactivity.



4 Cleaning and maintenance

4.1 Cleaning the surfaces

Clean the surfaces on a regular basis to keep the appliance in good condition.

Wipe the surfaces with a damp cloth and then dry thoroughly with a soft tea towel or microfibre cloth.

The removable stainless steel bowl can be washed in a dishwasher.

Improper use: Risk of damage to surfaces

- Do not use steam jets to clean the appliance.
- Do not use cleaning products containing chlorine, ammonia or bleach.
- Do not use abrasive or corrosive detergents (e.g. powder products, stain removers and metallic scourers).
- Do not use rough or abrasive materials or sharp metal scrapers.

What to do if...

Problem	Cause	Solution
The display does not turn on	The power switch is in the OFF position	Switch the device on
	The product is discharged	Connect the charging cable to a charger and wait for the device to charge fully
	The product is faulty	Contact a Service Centre
The product does not charge	The charging cable is not plugged in correctly	Remove the cable and insert it into the USB-C port
	The battery charger is faulty	Only use certified 5V 2A battery chargers
	The charging cable is faulty	Contact a Service Centre
The tare cannot be set	The product is not on a flat surface	Always use the scale on a flat, level surface
	The sensors are not stable	Make sure that the scale is stationary and level when setting the tare
It is not possible to read the measurement on the display	Faulty back lighting	Contact a Service Centre
The scale is not stable	The rubber feet are incorrectly positioned	Make sure that the rubber feet have been mounted correctly

What to do if...

The initial tare weight has not been set

Press the "TARE" button again

"Err" appears on the display when the device is switched on

The scale is not level

Make sure that the scale is on a level surface

Maximum out of range weight 5000 g

Do not put weight over scale maximum capacity 5000 g to avoid damage the scale sensor

Maximum weight reached less than 5000 g

The scale was not on a stable horizontal surface when it was switched on.

Switch off the scale using the ON/OFF button on the back. Place the scale on a stable horizontal surface and switch it on again



If the problem persists, contact your local Service Centre.

Il costruttore si riserva di apportare senza preavviso tutte le modifiche che riterrà utili al miglioramento dei propri prodotti. Le illustrazioni e le descrizioni contenute in questo manuale non sono quindi impegnative ed hanno solo valore indicativo.

The manufacturer reserves the right to make any changes deemed necessary for the improvement of its products without prior notice. The illustrations and descriptions contained in this manual are therefore not binding and are merely indicative.

Le fabricant se réserve la faculté d'apporter, sans préavis, toutes les modifications qu'il jugera utiles pour l'amélioration de ses produits. Les illustrations et les descriptions figurant dans ce manuel ne sont pas contraignantes et n'ont qu'une valeur indicative.

Der Hersteller behält sich vor, ohne vorherige Benachrichtigung alle Änderungen vorzunehmen, die er zur Verbesserung seiner Produkte für nützlich erachtet. Die in diesem Handbuch enthaltenen Illustrationen und Beschreibungen sind daher unverbindlich und dienen nur zur Veranschaulichung.

De fabrikant behoudt zich het recht voor zonder waarschuwing alle wijzigingen aan te brengen die hij nodig acht om zijn producten te verbeteren. De afbeeldingen en de beschrijvingen die aanwezig zijn in deze handleiding zijn niet bindend, en hebben enkel een aanduidende waarde.

El fabricante se reserva el derecho a aportar sin aviso previo todas las modificaciones que considere útiles para la mejora de sus propios productos. Las ilustraciones y las descripciones contenidas en este manual no son vinculantes y tienen solo valor indicativo.

O fabricante reserva-se o direito de efetuar, sem aviso prévio, qualquer modificação que vise o melhoramento dos respetivos produtos. As ilustrações e descrições contidas neste manual não são, por isso, vinculativas e possuem apenas valor indicativo.

Tillverkaren förbehåller sig rätten att genomföra alla de ändringar som anses nödvändiga för att förbättra de egna produkterna utan att meddela detta i förväg. De illustrationer och beskrivningar som finns i aktuell manual är därmed inte bindande utan endast indikativa.

Для улучшения выпускаемой продукции изготовитель оставляет за собой право вносить без предварительного предупреждения любые изменения, которые он сочтет целесообразными. Рисунки и описания, содержащиеся в данном руководстве, не являются обязывающими и носят ознакомительный характер.

Fabrikanten forbeholder sig retten til, uden varsel, at udføre alle de ændringer, der vurderes nyttige for at forbedre egne produkter. Tegningerne og beskrivelserne i denne manual er derfor kun vejledende og ikke bindende.

Producent zastrzega sobie prawo do nanoszenia, bez uprzedniego powiadomienia, wszelkich zmian, które uzna za stosowne w celu ulepszenia swoich produktów. Rysunki i opisy zawarte w niniejszej instrukcji nie są zobowiązujące i mają jedynie charakter orientacyjny.

Valmistaja pidättää itsellään oikeuden tehdä ohjeisiin mielestään tarpeellisia muutoksia ilman ennakoilmoitusta. Tässä oppaassa olevat kuvat ja piirrookset eivät näin ollen ole sitovia, vaan ne annetaan vain viitteellisessä mielessä.

Produsenten forbeholder seg rett til å foreta endringer på sine produkter grunnet tekniske fremskritt, uten forutgående varsel. Illustrasjonene og beskrivelsene i denne bruksanvisningen er derfor ikke bindende og skal kun betraktes som retningsgivende.

制造商保留为改善产品而对其进行任何更改的权利，恕不另行通知。因此，本手册中所载的插图和描述并不具有约束力，而仅仅是指示性的

عملينا العزيز، شكرا لك على شراء أحد أجهزتنا. تعد منتجاتنا فريدة لأنها تجمع بين الأسلوب المميز والطور التقنية المبتكرة. وهي تتناسب تمامًا مع المنتجات الأخرى في مجموعتنا وتعمل بنفس القدر كتصميمات قائمة بذاتها في مطبخك. نأمل أن تستمتع باستخدام هذا الجهاز الجديد! وتفضلوا بقبول وافر الاحترام والتقدير.