

# KT90BLE

Product family	Hood
Hood Type	Chimney Cooker Hoods
Design	Chimney
Extraction	Ducted out or re-circulation possible
Material	Painted material
Type of steel	Brushed
EAN code	8017709211653
Aesthetics	Victoria
Colour	Black
Finishing	Gloss
Logo	Applied



## Controls

Control setting	Control knobs	Control knobs	Victoria
No. of controls	2	Controls colour	Steel effect

## Program / Functions

No. of speeds	4
Intensive speed	

## Technical Features

			
No. of lights	2	No. of filters	3
Light type	LED	Anti-grease filters	Aluminium
Light power	1 W	Vent outlet	150 mm
Light colour	3000 °K	Minimum distance from GAS hob	750 mm
Free outlet maximum capacity	820 m <sup>3</sup> /h	Minimum distance from ELECTRIC hob	650 mm
Motor power	275 W	Non return valve	Yes

	Extraction rate IEC 61591 [m <sup>3</sup> /h]	Noise level IEC 60704-2-13 [dBA]
Speed 1	334	49
Speed 2	439	57

Speed 3	567	61
Intensive speed	788	69

## Performance / Energy Label



Annual Efficiency Consumption (AEChood)	59 kWh/year	Airborne acoustical A-weighted sound Power Emission at minimum speed (SPEmin)	49 dBA
Energy efficiency class (EEC)	A	Airborne acoustical A-weighted sound Power Emission at maximum speed (SPEmax)	61 dBA
Fluid Dynamic Efficiency (FDE)	30	Airborne acoustical A-weighted sound power emission at boost speed (SPEboost)	69 dBA
Fluid Dynamic Efficiency class (FDEC)	A	Time increase factor (F)	1,00
Lighting Efficiency (LE)	102,3 lux/W	Energy Efficiency Index per first cavity	52,4
Lighting Efficiency Class (LEC)	A	Measured air flow rate at best efficiency point (Qbep)	438 m <sup>3</sup> /h
Grease Filtering Efficiency (GFE)	76,6 %	Measured air pressure at best efficiency point (Qbep)	434 Pa
Grease Filtering Efficiency Class (GFEC)	C	Measured electric power input at best efficiency point (Wbep)	176 W
Air flow at minimum speed (Qmin)	334 m <sup>3</sup> /h	Normal Power of the light system (WI)	2 W
Maximum extraction rate	567 m <sup>3</sup> /h	Average illumination of the light on the cooking surface (Emiddle)	225 lux
Intensive extraction rate	788 m <sup>3</sup> /h	Sound power level at highest setting (Lwa)	61 dBA

## Electrical Connection

Nominal power	278 W	Frequency (Hz)	50-60 Hz
Voltage	220-240 V	Power supply cable length	1000 mm

## Also available

Alternative colours available	White, Stainless steel, Cream	Available colours	KT90BE - KTR90XE - KT90PE
-------------------------------	-------------------------------	-------------------	---------------------------



---

## Compatible Accessories

---



### FLT6

Round Charcoal filters (kit 2 pieces)



### KITCMNKBU

Prolunga Camino per cappa VICTORIA  
nera dimensioni 227,5 \* 190 \* 800 mm







### KITALLFC

Universal Charcoal filter Stainless  
Steel AISI 304 The filter can be  
washed in dishwasher 50 °C (water  
and suitable detergent) and to dry it  
put in the oven 180°C 25 minutes

---

## Symbols glossary

---

- |  |   |   |   |
|--|---|---|---|
|  | A: Product drying performance, measured from A+++ to D / G depending on the product family                    |  | Filters: Model has filters to help remove grease from the steam emanating from the pans during cooking. |
|  | Lights: All cooker hoods feature lights to illuminate the cooking area or add to the ambience of the kitchen. |  | Intensive/turbo setting: when extra fast extraction is required.  |