

KT90PE

Product family	Hood
Hood Type	Chimney Cooker Hoods
Design	Chimney
Extraction	Ducted out or re-circulation possible
Material	Painted material
Type of steel	Brushed
EAN code	8017709211677
Aesthetics	Victoria
Colour	Cream
Finishing	Gloss
Logo	Applied



Controls

Control setting	Control knobs	Control knobs	Victoria
No. of controls	2	Controls colour	Steel effect

Program / Functions

No. of speeds	3
Intensive speed	

Technical Features

			
No. of lights	2	No. of filters	3
Light type	LED	Anti-grease filters	Aluminium
Light power	1 W	Vent outlet	150 mm
Light colour	3000 °K	Minimum distance from GAS hob	750 mm
Free outlet maximum capacity	820 m ³ /h	Minimum distance from ELECTRIC hob	650 mm
Motor power	275 W	Non return valve	Yes

	Extraction rate IEC 61591 [m ³ /h]	Noise level IEC 60704-2-13 [dBA]
Speed 1	334	49
Speed 2	439	57

Speed 3	567	61
Intensive speed	788	69

Performance / Energy Label



Annual Efficiency Consumption (AEChood)	59 kWh/year	Airbourne acoustical A-weighted sound Power Emission at minimum speed (SPEmin)	49 dBA
Energy efficiency class (EEC)	A	Airborne acoustical A-weighted sound Power Emission at maximum speed (SPEmax)	61 dBA
Fluid Dynamic Efficiency (FDE)	30	Airbourne acoustical A-weighted sound power emission at boost speed (SPEboost)	69 dBA
Fluid Dynamic Efficiency class (FDEC)	A	Time increase factor (F)	1,00
Lighting Efficiency (LE)	102,3 lux/W	Energy Efficiency Index per first cavity	52,4
Lighting Efficiency Class (LEC)	A	Measured air flow rate at best efficiency point (Qbep)	438 m ³ /h
Grease Filtering Efficiency (GFE)	76,6 %	Measured air pressure at best efficiency point (Qbep)	434 Pa
Grease Filtering Efficiency Class (GFEC)	C	Measured electric power input at best efficiency point (Wbep)	176 W
Air flow at mininum speed (Qmin)	334 m ³ /h	Normal Power of the light system (WI)	2 W
Maximum extraction rate	567 m ³ /h	Average illumination of the light on the cooking surface (Emiddle)	225 lux
Intensive extraction rate	788 m ³ /h	Sound power level at highest setting (Lwa)	61 dBA

Electrical Connection

Nominal power	278 W	Frequency (Hz)	50-60 Hz
Voltage	220-240 V	Power supply cable length	1000 mm

Also available

Alternative colours available	White, Black, Stainless steel	Available colours	KT90BE - KT90BLE - KTR90XE
-------------------------------	-------------------------------	-------------------	----------------------------



Compatible Accessories



FLT6

Round Charcoal filters (kit 2 pieces)



KITCMNKPU





Chimney extension dimension 227.5 *
190 * 800 Cream Victoria hood 90 cm



KITALLFC

Universal Charcoal filter Stainless Steel AISI 304 The filter can be washed in dishwasher 50 °C (water and suitable detergent) and to dry it put in the oven 180°C 25 minutes

Symbols glossary

- | | | | |
|--|---|---|---|
|  | A: Product drying performance, measured from A+++ to D / G depending on the product family |  | Filters: Model has filters to help remove grease from the steam emanating from the pans during cooking. |
|  | Lights: All cooker hoods feature lights to illuminate the cooking area or add to the ambience of the kitchen. |  | Intensive/turbo setting: when extra fast extraction is required. |