

KV28N






Product family	Hood
Hood Type	Chimney Cooker Hoods
Design	Angled
Extraction	Ducted out or re-circulation possible
Electronic control	Yes
Perimeter extraction	Yes
Material	Glass
EAN code	8017709290603
Aesthetics	Universal
Colour	Black
Finishing	Glass
Glass Type	Black
Serigraphy colour	White
Logo	Silk screen



Controls

Control setting	Touch control back-lighted White	Led colour	White
-----------------	-------------------------------------	------------	-------

Program / Functions

No. of speeds	3
Intensive speed	
24h air filter function	
Time-setting options	

Technical Features



No. of lights	2	Anti-grease filters	Aluminium
Light type	LED	Charcoal filters included	Yes
Light power	1,1 W	Filter replacement indicator	Yes
Dimmer mode	Yes	Vent outlet	150 mm
Light colour	4000 °K	Minimum distance from GAS hob	650 mm
Free outlet maximum capacity	670 m³/h	Minimum distance from ELECTRIC hob	450 mm
Motor power	230 W	Non return valve	Yes
No. of filters	2		

	Extraction rate IEC 61591 [m ³ /h]	Noise level IEC 60704-2-13 [dBA]
Speed 1	242	44
Speed 2	326	51
Speed 3	420	58
Intensive speed	666	67

Performance / Energy Label



Annual Efficiency Consumption (AEChood)	49 KWh/year	Airbourne acoustical A-weighted sound Power Emission at minimum speed (SPEmin)	44 dBA
Energy efficiency class (EEC)	A	Airborne acoustical A-weighted sound Power Emission at maximum speed (SPEmax)	58 dBA
Fluid Dynamic Efficiency (FDE)	31,5	Airbourne acoustical A-weighted sound power emission at boost speed (SPEboost)	67 dBA
Fluid Dynamic Efficiency class (FDEC)	A	Time increase factor (F)	0,9
Lighting Efficiency (LE)	118,6 lux/W	Energy Efficiency Index per first cavity	51,1
Lighting Efficiency Class (LEC)	A	Measured air flow rate at best efficiency point (Qbep)	363 m ³ /h
Grease Filtering Efficiency (GFE)	77,0 %	Measured air pressure at best efficiency point (Qbep)	453 Pa
Grease Filtering Efficiency Class (GFEC)	C	Measured electric power input at best efficiency point (Wbep)	145 W
Air flow at mininum speed (Qmin)	242 m ³ /h	Normal Power of the light system (WI)	2 W
Maximum extraction rate	420 m ³ /h	Average illumination of the light on the cooking surface (Emiddle)	261 lux
Intensive extraction rate	666 m ³ /h	Sound power level at highest setting (Lwa)	58 dBA

Electrical Connection

Nominal power	232 W	Frequency (Hz)	50-60 Hz
Voltage	220-240 V	Power supply cable length	1500 mm

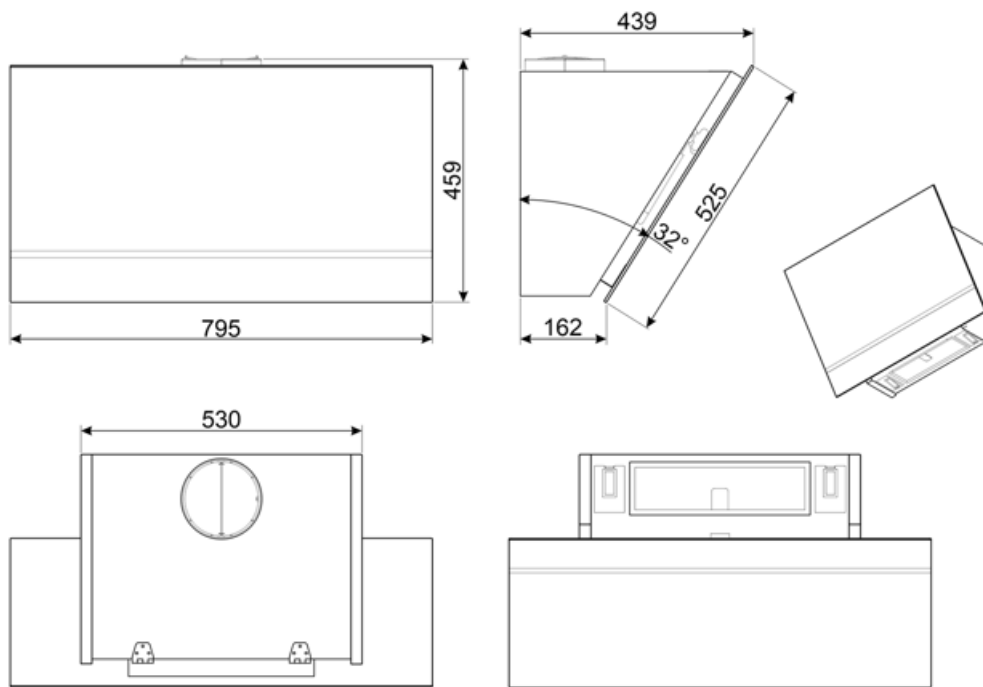
Also available

Alternative colours available

White, Silver Glass

Available colours

KV28S-KV28B



Compatible Accessories



FLT6

Round Charcoal filters (kit 2 pieces)



KITCMNKVMB

Chimney Extension in Stainless Steel for hood KV*series 300 mm*200 mm + 500/850 mm



KITALLFC











Universal Charcoal filter Stainless Steel AISI 304 The filter can be washed in dishwasher 50 °C (water and suitable detergent) and to dry it put in the oven 180°C 25 minutes



KITCMNKVX

Chimney Extension in Stainless Steel for hood KV*series

Symbols glossary

	24h: When selected this function refreshes the air for c. 10 minutes every hour over a 24 hour period, at minimum speed and an imperceptible noise level.		Filters: Model has filters to help remove grease from the steam emanating from the pans during cooking.
	Switch off automatically: A special setting, to run after the end of cooking for a pre-set time and then switch off automatically.		Charcoal filters: Extracting through charcoal filters or directly to the exterior lessens strong cooking odours considerably.
	A: Product drying performance, measured from A+++ to D / G depending on the product family		...
	Warning light(s): to advise when filters need changing.		Lights: All cooker hoods feature lights to illuminate the cooking area or add to the ambience of the kitchen.
	Perimeter extraction panels: very efficient and aid noise reduction.		Intensive/turbo setting: when extra fast extraction is required.

Benefit

Perimetral aspiration

Enhanced extraction with a perimeter aspiration system ensures optimised performance, for a cleaner, fresher kitchen

Perimeter aspiration enhances extraction efficiency by directing vapors along the edges of the panel beneath the filters, optimizing air capture

Dimmering & Tunable lights

Customisable LED lighting lets you adjust both the intensity and colour temperature, from warm to cool tones, so you can create the perfect lighting for any mood or task

Touch display back lighted white

Intuitive and immediate usability thanks to the elegant white LED backlit touch display