

PGF32I-1



Product Family
Built-in
Dimensions
Power supply
Type
EAN code

Hob
Ultra-low profile
30 cm
Electric
Induction
8017709161941



Aesthetics



Aesthetics	Classic
Colour	Stainless steel/Black
Finishing	Brushed
Material	Stainless Steel
Type of steel	Brushed
Frame	Yes
Frame colour	Stainless Steel
Type of control setting	Control knobs
Control knobs position	Front
No. of controls	2
Controls colour	Steel effect
Serigraphy colour	Black

Program / Functions

No. of induction cook zones	2
Total no. of cook zones	2

Options



Standard cut out	494x292 mm	Control Lock / Child Safety	Yes
------------------	------------	-----------------------------	-----

Technical Features



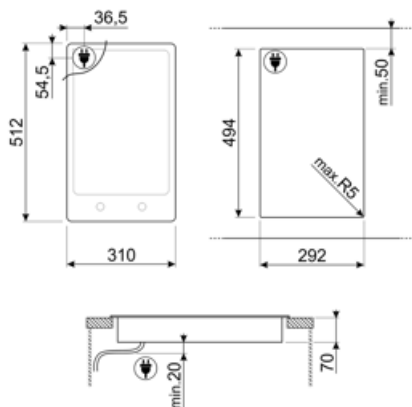
Front centre - Induction - single - 1.40 kW - Booster 2.20 kW - Ø 14.5 cm

Rear centre - Induction - single - 1.80 kW - Booster 3.00 kW - Ø 21.0 cm

Automatic setting according to pan dimension	Yes	Automatic switch off when overheat	Yes
Automatic pan detection	Yes	Residual heat indicator	Yes
Minimum pan diameter indication	Yes	Protection against accidental start up	Yes

Electrical Connection

Nominal power (W)	3500 W	Type of electric cable	Single phase
Current	16 A	Frequency (Hz)	50/60 Hz
Voltage (V)	220-240 V	Power supply cable length	120 cm



Not included accessories

6MP1PGF

6 Linea knobs for PGF hobs



SCRP







Induction and ceramic hobs and
teppanyaki scraper

LGPGF-1

Aluminium connecting strip for PGF



Symbols glossary

- | | | | |
|--|---|---|--|
|  | Ultra-low profile: Installation of product with flat edge - height of 1 mm. |  | Child lock: some models are fitted with a device to lock the programme/cycle so it cannot be accidentally changed. |
|  | Overheat protection: The safety system that automatically turns off the hob in case of overheating of the control unit. |  | Induction: The work of these hobs is based on the principle of electromagnetic induction. The heat is generated directly in the bottom of the pan during its contact with the hob. |
|  | Indication of residual heat: After the glass ceramic hob is switched off the residual heat indicator shows which of the heating zones still remains hot. When the temperature drops below 60 ° C, the indicator goes out. |  | Knobs control |