

# PV695LCNR



<b>Product Family</b>	Hob
<b>Built-in</b>	Traditional
<b>Dimensions</b>	90 cm
<b>Power supply</b>	Gas
<b>Type</b>	Gas
<b>EAN code</b>	8017709222161



## Aesthetics



<b>Aesthetics</b>	Dolce Stil Novo
<b>Colour</b>	Black
<b>Finishing</b>	Glass
<b>Material</b>	Glass
<b>Glass Type</b>	Ceramic
<b>Glass on Steel</b>	Yes
<b>Pan stands</b>	Cast iron
<b>Burner Coating</b>	Black Ceram
<b>Type of control setting</b>	Control knobs
<b>Control knobs position</b>	Front
<b>No. of controls</b>	5
<b>Controls colour</b>	Black
<b>Components finishing</b>	Copper
<b>Logo</b>	Silk screen
<b>Serigraphy colour</b>	Grey

## Program / Functions

<b>No. of gas cook zones</b>	5
<b>Total no. of cook zones</b>	5

## Options



<b>Standard cut out</b>	482-486x844-848 mm
-------------------------	--------------------

## Technical Features

**UR**

Left - Gas - UR - 6.00 kW

Rear centre - Gas - Semi Rapid - 1.70 kW

Front centre - Gas - Semi Rapid - 1.70 kW

Rear right - Gas - Rapid - 2.60 kW

Front right - Gas - AUX - 1.10 kW

Gas safety valves                      Yes    Automatic Ignition                      Yes

## Accessories Included

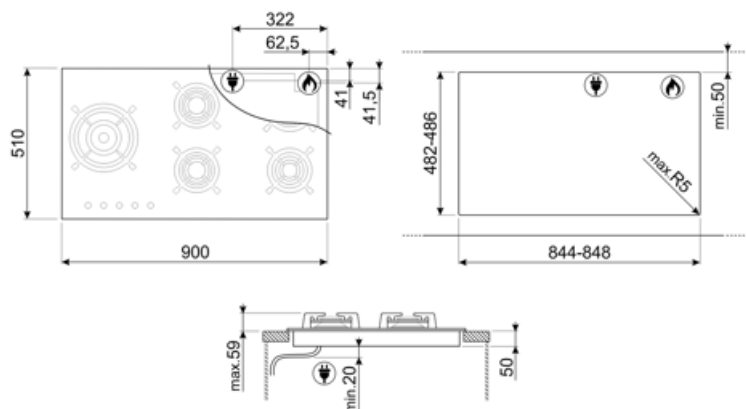
Cast iron wok support              1

## Electrical Connection

Nominal power (W)	1 W	Power supply cable length	120 cm
Voltage (V)	220-240 V	Plug	No
Frequency (Hz)	50/60 Hz		

## Gas Connection

Gas Type	G20 Natural gas	Other gas connections provided	Conical
Gas connection	Cilindrical	Gas connection rating (W)	13100 W
Other gas nozzles included	G30 GPL Liquid gas		



---

## Compatible Accessories

---



**GRM**

Gas hobs moka support



**GRW**

Wok support



**LGCN**

Connecting Strip Built-in hobs, stainless steel, 475/495 mm









**WOKGHU**

Cast-Iron WOK Support

---

## Symbols glossary

---

- |  |  |   |   |
|--|--|---|---|
|  | Standard installation: Traditional installation in tabletop, suitable for any kitchen sets   |  | Heavy duty cast iron pan stands: for maximum stability and strength.        |
|  | Reinforced base: A reinforced base, developed exclusively by Smeg, consists of a steel layer fixed to the underside of the glass surface of all gas on glass hobs. |  | Ultra rapid burners: Powerful ultra rapid burners offer up to 5kw of power. |
|  | Small cut-out for easy installation  |  | Knobs control   |