


SI2B22641D



Product Family	Hob
Built-in	Ultra-low profile or Fully Flushed
Dimensions	60 cm
Power supply	Electric
Type	Induction
EAN code	8017709357665



Aesthetics



Aesthetics	Musa
Colour	Black
Finishing	Glass
Material	Glass
Glass Type	Ceramic
Glass edge	Straight edge
Gas_replacement	Yes
Type of control setting	Digi Touch
Slider	Red
Control knobs position	Front
Logo	Silk screen
Serigraphy colour	Grey

Program / Functions



No. of induction cook zones	4
Time-setting options	Automatic switch-off
No. of cooking zones with booster	4
No. of Flexible zones	2
Main on/off switch	Yes
Power levels	9
Total no. of cook zones	4

Options



Flexible Zone Type	Bridge	Residual time indicator	Yes
Standard cut out	478-482x555-560 mm	Limited Power Consumption Mode	Yes
End cooking timer	4	Control Lock / Child Safety	Yes
Minute minder	1	Bridge option	Yes
End of cooking acoustic alarm	Yes		

Technical Features



Front left - Induction - single - 1.70 kW - Booster 2.10 kW - Ø 18.0 cm
 Rear left - Induction - single - 1.70 kW - Booster 2.10 kW - Ø 18.0 cm
 Rear right - Induction - single - 1.70 kW - Booster 2.10 kW - Ø 18.0 cm
 Front right - Induction - single - 1.70 kW - Booster 2.10 kW - Ø 18.0 cm

Left Multizone dimension	38.5x18.0 cm	Automatic pan detection	Yes, min 9 cm
Right Multizone dimension	38.5x18.0 cm	Minimum pan diameter indication	Yes
Booster power left Multizone	3 kW	Automatic switch off when overheat	Yes
Booster power right Multizone	3 kW	Residual heat indicator	Yes
Automatic setting according to pan dimension	Yes	Protection against accidental start up	Yes

Electrical Connection

Nominal power (W)	7200 W	Type of electric cable	Yes, Double and Three Phase
Current	32 A	Frequency (Hz)	50/60 Hz
Voltage (V)	220-240 V	Power supply cable length	120 cm
Voltage 2 (V)	380-415 V	Plug	No
Type of electric cable	Single phase		















Compatible Accessories



SCRP

Induction and ceramic hobs and teppanyaki scraper

Symbols glossary

	Power booster: option allows the zone to work at full power when very intense cooking is necessary.		Child lock: some models are fitted with a device to lock the programme/cycle so it cannot be accidentally changed.
	CUT_OUT_STANDARD_72dpi		ECO-logic: option allows you to restrict the power limit of the appliance real energy saving.
	Overheat protection: The safety system that automatically turns off the hob in case of overheating of the control unit.		Induction: The work of these hobs is based on the principle of electromagnetic induction. The heat is generated directly in the bottom of the pan during its contact with the hob.
	Indication of residual heat: After the glass ceramic hob is switched off the residual heat indicator shows which of the heating zones still remains hot. When the temperature drops below 60 ° C, the indicator goes out.		Time elapsed: shows how long the cooking zone has been in use.
	Timer: All ceramic hobs have a timer which automatically ends cooking after a preset time.		TWIN_ZONE_72dpi
	Min diameter pot detection of 9 cm		Touch control