


SI2B22741D



| | |
|-----------------------|------------------------------------|
| Product Family | Hob |
| Built-in | Ultra-low profile or Fully Flushed |
| Dimensions | 70/75 cm |
| Power supply | Electric |
| Type | Induction |
| EAN code | 8017709357672 |



Aesthetics



| | |
|--------------------------------|---------------|
| Aesthetics | Musa |
| Colour | Black |
| Finishing | Glass |
| Material | Glass |
| Glass Type | Ceramic |
| Glass edge | Straight edge |
| Gas_replacement | Yes |
| Type of control setting | Digi Touch |
| Slider | Red |
| Control knobs position | Front |
| Logo | Silk screen |
| Serigraphy colour | Grey |

Program / Functions



| | |
|--|----------------------|
| No. of induction cook zones | 4 |
| Time-setting options | Automatic switch-off |
| No. of cooking zones with booster | 4 |
| No. of Flexible zones | 2 |
| Main on/off switch | Yes |
| Power levels | 9 |
| Total no. of cook zones | 4 |

Options



| | | | |
|--------------------------------------|--------------------|--|--|
| Flexible Zone Type | Bridge | Residual time indicator | Yes |
| Standard cut out | 478-482x555-560 mm | Limited Power Consumption Mode | Yes |
| End cooking timer | 4 | Limited Power Consumption Mode in W | 1000, 1600, 2200, 2800, 3500, 6000, 7200 W |
| Minute minder | 1 | Control Lock / Child Safety | Yes |
| End of cooking acoustic alarm | Yes | Bridge option | Yes |

Technical Features



| | | | |
|--|--------------|---|---------------|
| Front left - Induction - single - 1.70 kW - Booster 2.10 kW - Ø 18.0 cm | | | |
| Rear left - Induction - single - 1.70 kW - Booster 2.10 kW - Ø 18.0 cm | | | |
| Rear right - Induction - single - 1.70 kW - Booster 2.10 kW - Ø 18.0 cm | | | |
| Front right - Induction - single - 1.70 kW - Booster 2.10 kW - Ø 18.0 cm | | | |
| Left Multizone dimension | 38.5x18.0 cm | Automatic pan detection | Yes, min 9 cm |
| Right Multizone dimension | 38.5x18.0 cm | Minimum pan diameter indication | Yes |
| Booster power left Multizone | 3 kW | Automatic switch off when overheat | Yes |
| Booster power right Multizone | 3 kW | Residual heat indicator | Yes |
| Automatic setting according to pan dimension | Yes | Protection against accidental start up | Yes |

Electrical Connection

| | | | |
|-------------------------------|--------------|----------------------------------|-----------------------------|
| Nominal power (W) | 7200 W | Type of electric cable | Yes, Double and Three Phase |
| Current | 32 A | Frequency (Hz) | 50/60 Hz |
| Voltage (V) | 220-240 V | Power supply cable length | 120 cm |
| Voltage 2 (V) | 380-415 V | Plug | No |
| Type of electric cable | Single phase | | |



Compatible Accessories



GRILLPLATE

Universal griddle for induction, gas, ceramic and electric hobs. Non-stick surface ideal for cooking meat, cheese and vegetables. Dimensions: 410 x 240 mm.



TPKPLATE













Universal plate for induction, gas, ceramic and electric hobs. Non-stick surface ideal for cooking fish, eggs and vegetables. Dimensions: 410 X 240 mm.



SCRP

Induction and ceramic hobs and teppanyaki scraper

Symbols glossary

| | | | |
|---|---|--|--|
|  | Power booster: option allows the zone to work at full power when very intense cooking is necessary. |  | Child lock: some models are fitted with a device to lock the programme/cycle so it cannot be accidentally changed. |
|  | CUT_OUT_STANDARD_72dpi |  | ECO-logic: option allows you to restrict the power limit of the appliance real energy saving. |
|  | Overheat protection: The safety system that automatically turns off the hob in case of overheating of the control unit. |  | Induction: The work of these hobs is based on the principle of electromagnetic induction. The heat is generated directly in the bottom of the pan during its contact with the hob. |
|  | Indication of residual heat: After the glass ceramic hob is switched off the residual heat indicator shows which of the heating zones still remains hot. When the temperature drops below 60 ° C, the indicator goes out. |  | Time elapsed: shows how long the cooking zone has been in use. |
|  | Timer: All ceramic hobs have a timer which automatically ends cooking after a preset time. |  | TWIN_ZONE_72dpi |
|  | Min diameter pot detection of 9 cm |  | Touch control |