

SIM3864MB



Product Family	Hob
Built-in	Ultra-low profile or Fully Flushed
Dimensions	80 cm
Power supply	Electric
Type	Induction
EAN code	8017709338381



Aesthetics



Aesthetics	Classic
Colour	Matte Black
Finishing	Matte
Material	Glass
Glass Type	Ceramic
Glass edge	Straight edge
Double ceramization	Yes
Type of control setting	Touch control back-lighted White
Slider	Yes
Slider	White
Control knobs position	Front
Serigraphy colour	Black

Program / Functions



No. of induction cook zones	6
Time-setting options	Automatic switch-off
No. of cooking zones with booster	6
No. of Flexible zones	3
Main on/off switch	Yes
Power levels	9
Auto-Vent 2.0	Yes
Total no. of cook zones	6

Options



Multizone Option	Yes	Residual time indicator	Yes
Flexible Zone Type	MultiZone	Limited Power	Yes advance
Standard cut out	490x750-780 mm	Consumption Mode	
Keep warm automatic function	Yes	Limited Power Consumption Mode in W	2400 a 11100 - step 100 W
Grill function	Yes	Show Room Demo Option	Yes
End cooking timer	6	Control Lock / Child Safety	Yes
Pause option	Yes	Bridge option	Yes
Minute minder	1	Quick start	Yes
End of cooking acoustic alarm	Yes	Rapid level selection	Yes

Technical Features



Front left - Induction - Multizone - 2.10 kW - Booster 2.50 kW - Double booster 3.00 kW - 22.0x18.0 cm
 Rear left - Induction - multizone - 2.10 kW - Booster 2.50 kW - Double booster 3.00 kW - 22.0x18.0 cm
 Front centre - Induction - Multizone - 2.10 kW - Booster 2.50 kW - Double booster 3.00 kW - 22.0x18.0 cm
 Rear centre - Induction - multizone - 2.10 kW - Booster 2.50 kW - Double booster 3.00 kW - 22.0x18.0 cm
 Front right - Induction - Multizone - 2.10 kW - Booster 2.50 kW - Double booster 3.00 kW - 22.0x18.0 cm
 Rear right - Induction - multizone - 2.10 kW - Booster 2.50 kW - Double booster 3.00 kW - 22.0x18.0 cm
 Multizone left - Booster 3.70 kW - 38.5x23.0 cm
 Multizone center - Booster 3.70 kW - 38.5x23.0 cm
 Multizone right - Booster 3.70 kW - 38.5x23.0 cm

Automatic setting according to pan dimension	Yes	Automatic switch off when overflow	Yes
Automatic pan detection	Yes, min 9 cm	Residual heat indicator	Yes
Permanent Automatic Pot Detection with indication of the relative control	Yes	Protection against accidental start up	Yes
Automatic switch off when overheat	Yes		

Electrical Connection

Nominal power (W)	11100 W	Type of electric cable	Single and Double phase
Current	49 A	Type of electric cable supplied	Yes, Single and Double phase
Voltage (V)	220-240 V	Frequency (Hz)	50/60 Hz
Voltage 2 (V)	380-415 V	Power supply cable length	120 cm
Type of electric cable	Three-phase	Terminal Box	5 poles



Not included accessories



GRILLPLATE

Universal griddle for induction, gas, ceramic and electric hobs. Non-stick surface ideal for cooking meat, cheese and vegetables. Dimensions: 410 x 240 mm.



SCRP

Induction and ceramic hobs and teppanyaki scraper



TPK























Stainless steel grill plate to cook Teppanyaki dishes



TPKPLATE

Universal plate for induction, gas, ceramic and electric hobs. Non-stick surface ideal for cooking fish, eggs and vegetables. Dimensions: 410 X 240 mm.

Symbols glossary

 <p>Power booster: option allows the zone to work at full power when very intense cooking is necessary.</p>	 <p>Child lock: some models are fitted with a device to lock the programme/cycle so it cannot be accidentally changed.</p>
 <p>The slider control panel allows you to adjust the power simply by passing your finger across the touch device.</p>	 <p>Keep warm function: Keep warm function keeps the cooked food heated. In this mode the heating zone operates at a minimum capacity for 120 minutes and then turns off automatically.</p>
 <p>Overheat protection: The safety system that automatically turns off the hob in case of overheating of the control unit.</p>	 <p>Induction: The work of these hobs is based on the principle of electromagnetic induction. The heat is generated directly in the bottom of the pan during its contact with the hob.</p>
 <p>Multizone: allows several pans to be used at once, large or small, offering freedom of placement and greater flexibility</p>	 <p>Overfill protection: The special overfill protection shuts down the stove in the presence of overflow of liquids.</p>
 <p>PAUSE_72dpi</p>	 <p>Quick selection, with one touch cooking begins at the highest level, then automatically reduces after time. Ideal for dishes that require quick boiling and then continued cooking without constant control (eg beef broth).</p>
 <p>Quick Start function: the chosen temperature is reached faster. The heating element works at maximum power until the right temperature is reached.</p>	 <p>Indication of residual heat: After the glass ceramic hob is switched off the residual heat indicator shows which of the heating zones still remains hot. When the temperature drops below 60 ° C, the indicator goes out.</p>
 <p>Time elapsed: shows how long the cooking zone has been in use.</p>	 <p>Timer: All ceramic hobs have a timer which automatically ends cooking after a preset time.</p>
 <p>TWIN_ZONE_72dpi</p>	 <p>...</p>
 <p>...</p>	 <p>...</p>
 <p>...</p>	 <p>...</p>
 <p>Perfect fit in a 80 cm cabinet</p>	 <p>Evolution Slider totally Back-lighted ghost effect</p>